


BUDGIE CUSTOM LABELS


This file is intended to be used in Adobe Illustrator. Drag and drop all of the assets below into your design alongside any other assets you like. You can re-interpret the assets to suit your design, but the sizing needs to remain similar as they are already around the smallest permitted.


Once completed, please ensure all of the images are embedded + fonts outlined and save an editable vector file. Send the file over to us and we'll ensure the label follows our licensing parameters. We'll then send you a mockup to confirm any changes and go into production once approved!

Don't worry if you don't have / don't know all of the small particulars for the label, i.e. the standard drinks, alcohol percentage, ingredients etc. - we'll handle that on our end and ensure those details are included for the mockup when we send it through. **Happy Designing!**






FRONT ASSETS	SIDE ASSETS	BACK ASSETS
<p>BUDGIE BAR</p> <p>xx% ALC VOL</p> <p>100mL e</p>	<p>INGREDIENTS: WE'LL SORT THESE OUT FOR YOU!</p> <p>BATCH <input type="text"/></p> <p>BOTTLE <input type="text"/></p> <p>HANDMADE IN MELBOURNE</p>	<p>Standard Drinks 13</p> <p>Get the facts Drink Wise. org.au</p> <p>STORE BELOW 4° CELSIUS</p> <p>THE BUDGIE COCKTAIL BAR 1/166 MAROONDAH HIGHWAY RINGWOOD, 3134 - VIC, AUS WWW.THEBUDGIEBAR.COM</p> <p>BEST ENJOYED BEFORE</p>

 **Edge Line**
This is the line that the artwork is cut to.

 **Bleed Line**
Ensure your artwork extends passed the Edge line to this line.

 **Fold Indicator**
Indicates where the label wraps about the bottle.

Illustrator Layers

-  Information (Locked)
-  Template (Locked)
-  Fold Lines (Locked)
-  Assets
-  Your Artwork



FRONT

SIDE

BACK